

# Custom Ladder Request

Project Name  Residential  Commercial

Distributor Name  Distributor Contact Name

Distributor Address  City  State  Zip

Distributor Phone  Fax  Distributor Email

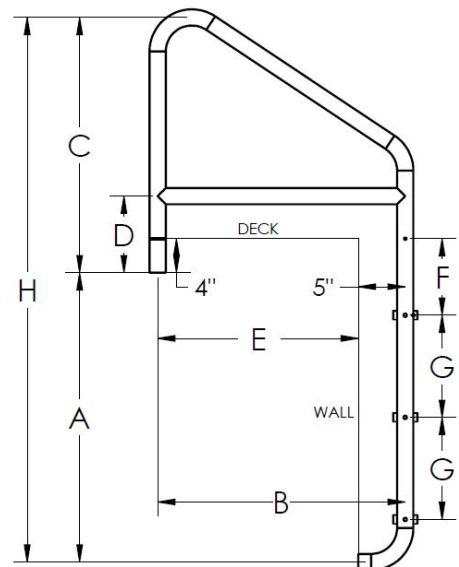
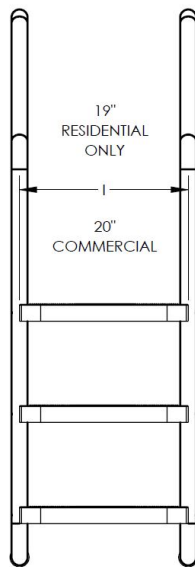
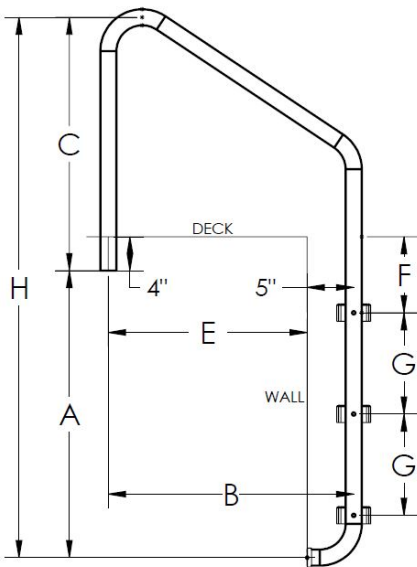
No Cross Brace

Number of Steps:

Cross Brace

Qty:

Qty:



- Tubing: Outside Diameter  1.90"  1.50" ONLY
- Wall Thickness  .049" (res. only)  .065"  .109"  .145" (304 only)  .120" ONLY
- Grade  304 (standard)  316L (marine grade)
- Coating: Sealed Steel Vinyl\*  None  White  Taupe  Gray  Dark Gray  Black
- Powder Coating\*  None  White  Taupe  Silver Gray  Rock Gray
- \*Escutcheons not included  Copper Vein  Hammertone  Black

PLEASE CHOOSE ONE: LTDF-101 (19" Residential Plastic Treads) LTDF-103 (20" Stainless Steel Treads) LTDF-111 (20" Commercial Plastic Treads)

- A - The rise from the bottom of deck leg to center of ladder bottom
- B - The horizontal length from center deck leg to center of rungs
- C - Height of deck leg  
(PLEASE INCLUDE AMOUNT TO BE INSERTED INTO ANCHOR)
- D - Height from bottom of deck leg to center of Cross-Brace (CROSS-BRACE ONLY)
- E - Setback from center of deck leg to end of wall
- F - Height from deck to 1st rung
- G - Spacing between rungs
- H - Height of ladder from center of top to center bottom of ladder

Please fax to 615-805-3246 or email [customrails@srsmith.com](mailto:customrails@srsmith.com)

Phone: 615-805-3246  
 Fax: 615-805-3246  
 Email: [customrails@srsmith.com](mailto:customrails@srsmith.com)

