

PROJECT INFORMATION

PROJECT NAME _____

RESIDENTIAL

COMMERCIAL

Please check if rail must meet ADA requirements

Requires ICC code 1607.8.1 (Commercial projects only)

CONTACT INFORMATION

DISTRIBUTOR NAME _____

DISTRIBUTOR CONTACT NAME _____

DISTRIBUTOR ADDRESS _____

CITY _____

STATE _____

ZIP _____

DISTRIBUTOR PHONE _____

DISTRIBUTOR EMAIL _____

TUBING OUTSIDE DIAMETER

1.50"

1.90"

**Standard .120" wall thickness*

WALL THICKNESS

.049"

.065"

.109"

.120"

.145"

***Standard 1.50" tubing outside diameter*

GRADE

304 (Standard)

316L (Marine)

POWDER COATING (Escutcheons not included)

NONE

WHITE

BLACK

COPPER VEIN

SILVER GRAY

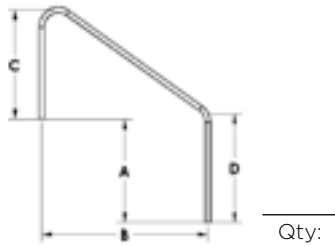
TAUPE

ROCK GRAY

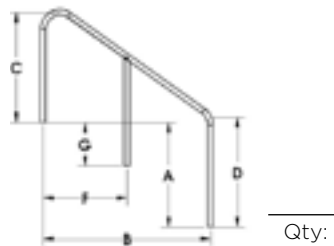
HAMMERTONE GRAY

HANDRAIL PATTERN

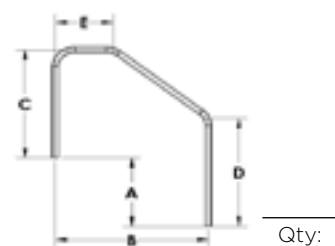
2-BEND



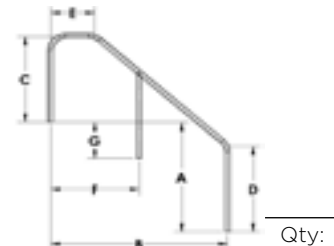
2-BEND 3-POST



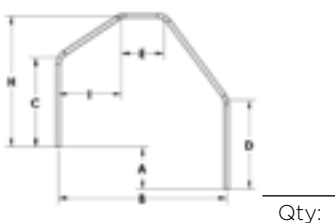
3-BEND



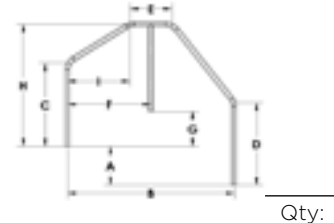
3-BEND 3-POST



4-BEND



4-BEND 3-POST



MEASUREMENTS

A _____ The rise from the bottom of top leg to bottom of bottom leg

B _____ The horizontal length from center of one leg to center of other leg

C _____ Height of top leg, include amount to be inserted into anchor

D _____ Height of bottom leg, include amount to be inserted into anchor

E _____ Flat section at top of rail (3 & 4-Bend only)

F _____ Horizontal length from center of top leg to center of middle leg (for 3-Post only)

G _____ The rise from the bottom of top leg to bottom middle leg (for 3-Post only)

H _____ Height from center top of rail to bottom of deck leg (for 4-Bend only)

I _____ Horizontal length from center of deck leg to center of top left bend (for 4-Bend only)